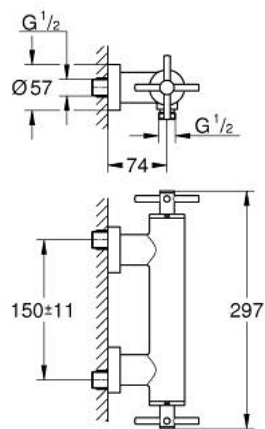
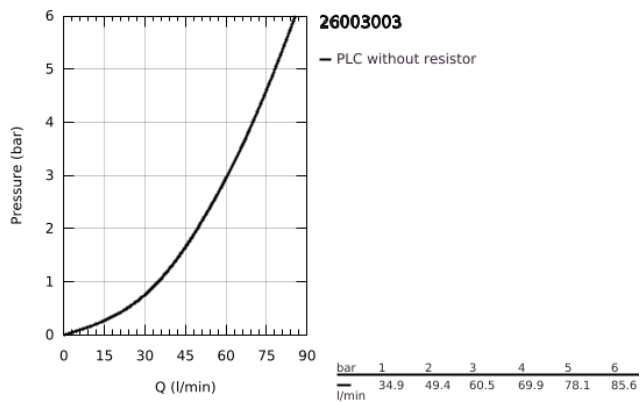


26 003 003 ATRIO SHOWER MIXER 1/2"

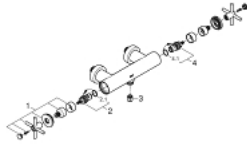


PRODUCT DESCRIPTION

- wall mounted
- ceramic headparts 1/2", 90°
- GROHE Long-Life finish
- 1/2" shower outlet
- integrated non-return valve in shower outlet
- covered S-unions
- protected against backflow
- with cross handles
- Sets of caps with "H" and "C" marking and without marking



26 003 003 **ATRIO SHOWER MIXER 1/2"**



SPARE PARTS

- 1: Pair of handles (Spare part-nr. 48406000)
- 2: Ceramic headpart, 1/2" (Spare part-nr. 45883000)
- 2.1: O-ring Ø18,2 x Ø1,7 (Spare part-nr. 0392400M)
- 3: Non-return valve (Spare part-nr. 08565000)
- 4: Ceramic headpart, 1/2" (Spare part-nr. 45882000)
- 4.1: O-ring Ø18,2 x Ø1,7 (Spare part-nr. 0392400M)