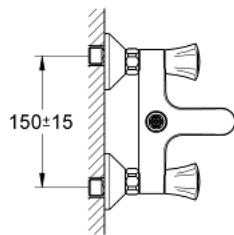
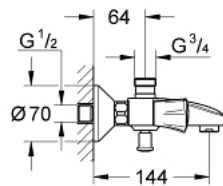
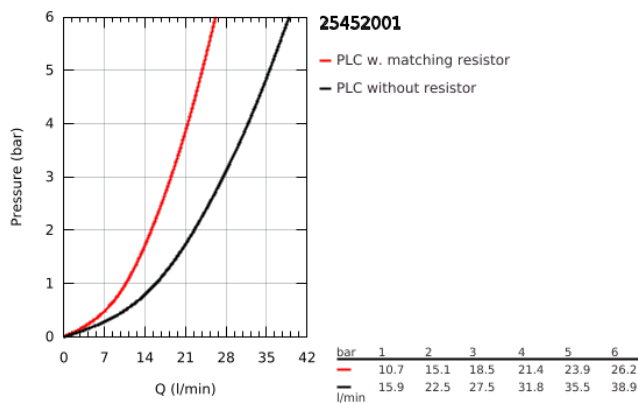


25 452 001 **COSTA L BATH MIXER 1/2"**

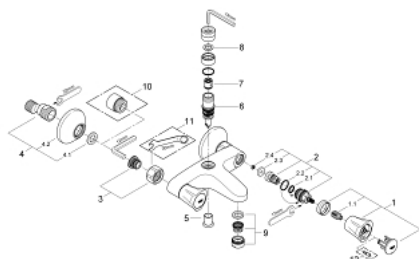


PRODUCT DESCRIPTION

- wall mounted
- metal handles
- heat insulated
- screwable
- GROHE Long-Life headpart
- shower top outlet 3/4"
- automatic diverter: bath/shower
- mousseur
- S-unions
- GROHE Long-Life finish



25 452 001 **COSTA L BATH MIXER 1/2"**



SPARE PARTS

- 1: Handle (Spare part-nr. 45994000)
 - 1.1: Snap insert (Spare part-nr. 0538600M)
 - 2: Headpart 1/2" (Spare part-nr. 07146000)
 - 2.1: Sealing washer Ø6 x Ø2 (Spare part-nr. 0128300M)
 - 2.2: O-ring Ø18,2 x Ø1,7 (Spare part-nr. 0392400M)
 - 2.3: Seal (Spare part-nr. 0529100M)
 - 3: Screw connection 1/2" (Spare part-nr. 45044000)
 - 4: S-union (Spare part-nr. 12075000)
 - 4.1: Seal (Spare part-nr. 0138600M)
 - 4.2: Escutcheon (Spare part-nr. 0221000M)
 - 5: Diverter knob (Spare part-nr. 65648000)
 - 6: Diverter (Spare part-nr. 65655000)
 - 7: Non-return valve (Spare part-nr. 08565000)
 - 8: Fibre seal dia. Ø18.5 x Ø12 x 2 (Spare part-nr. 0138900M)
 - 9: Mousseur (Spare part-nr. 13952000)
 - 10: Extension 3/4", 20 mm (Spare part-nr. 0713000M)*
 - 11: Special spanner (Spare part-nr. 19377000)*
 - 12: Screw for Costa/Avina products (Spare part-nr. 48013000)*
- * Optional accessories