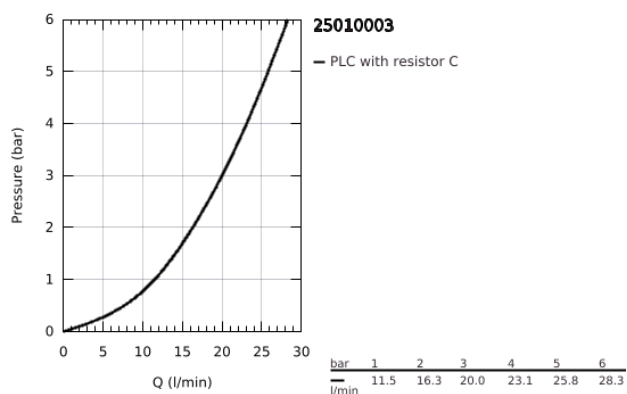
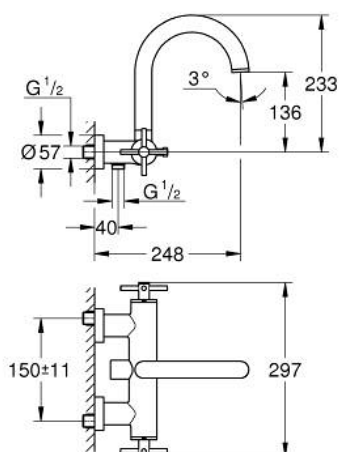


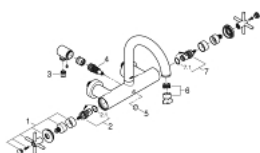
25 010 003 ATRIO BATH MIXER 1/2"



PRODUCT DESCRIPTION

- wall mounted
- ceramic headparts 1/2", 90°
- GROHE Long-Life finish
- automatic diverter: bath/shower
- swivel tubular spout
- with stop restriction
- mousseur
- integrated non-return valve in shower outlet
- covered S-unions
- protected against backflow
- with cross handles
- Sets of caps with "H" and "C" marking and without marking

25 010 003 **ATRIO BATH MIXER 1/2"**



SPARE PARTS

- 1: Pair of handles (Spare part-nr. 48406000)
- 2: Ceramic headpart, 1/2" (Spare part-nr. 45883000)
- 2.1: O-ring Ø18,2 x Ø1,7 (Spare part-nr. 0392400M)
- 3: Non-return valve (Spare part-nr. 08565000)
- 4: Diverter (Spare part-nr. 48407000)
- 5: Diverter knob (Spare part-nr. 64989000)
- 6: Mousseur (Spare part-nr. 13926000)
- 7: Ceramic headpart, 1/2" (Spare part-nr. 45882000)
- 7.1: O-ring Ø18,2 x Ø1,7 (Spare part-nr. 0392400M)